

Fun Factor


Materials

For each pair of students:

- Fun Factor* game board
- 2 transparent disks
- 40 game tokens (2 colors)


Number of Players


2




Directions

1. Divide the students into pairs.
2. The student with the longest hair is Player 1.
3. Player 1 places two transparent disks on any two factors at the bottom of the page, multiplies the two numbers, and covers the product on the game board with one of his or her game tokens.
4. Player 2 moves only one of the transparent disks to a different factor, multiplies to get a new product, and covers it on the game board with one of his or her game tokens.
5. The game continues with alternating plays.
6. Tokens can only be placed on a square if it is empty.
7. A player may use any of the four free spaces as part of their row.
8. The first player to cover four squares in a row (horizontally, vertically, or diagonally) is the winner.





Fun Factor



<i>Free Space</i>	1	2	3	4	5	<i>Free Space</i>
6	7	8	9	10	11	12
14	15	16	18	20	21	22
24	25	27	28	30	32	33
35	36	40	42	44	45	48
49	50	54	55	56	60	63
64	66	70	72	77	80	81
84	88	90	96	99	100	108
<i>Free Space</i>	110	120	121	132	144	<i>Free Space</i>

Factors

1 2 3 4 5 6 7 8 9 10 11 12